



Key Stage 2 SATs

A School Presentation to Parents



Temple Meadow
Primary School

Growing together, learning together



General expectations of Year 6 pupils

- ▶ Our Year 6 children should be acting as role models at all time for the rest of the school.
- ▶ They should therefore model positive behaviour and listening skills, respect adults and others' opinions and demonstrate a positive attitude to learning.
- ▶ Children should take pride in their work, using a neat, cursive handwriting style.
- ▶ Children should always wear the correct uniform.
- ▶ Children should have excellent attendance and be punctual to school.

Assessment and reporting

Scaled Scores

[click to see all text](#)

- What is meant by 'scaled scores'?
- A scaled score of 100 will always represent the 'national standard'.
- Each pupil's raw test score will therefore be converted into a score on the scale, either at, above or below 100.
- The scale will have a lower end point somewhere below 100 and an upper end point above 100.
- A child who achieves the 'national standard' (a score of 100) will be judged to have demonstrated sufficient knowledge in the areas assessed by the tests.

[chapter menu](#)

[next page](#)

Higher Attaining Pupils

- In the past, additional tests were produced for children who demonstrated higher than expected attainment.
- There are no longer separate tests for the most able children.
- Instead, each test will have scope for higher attaining pupils to show their strengths.
- A scaled score of 110+ indicates that a child is working at Greater Depth.

[chapter
menu](#)

[next
page](#)

The Tests

- Key Stage 2 SATs take place nationally in the **week commencing 12th May 2025** .

Statutory tests will be administered in the following subjects:

- **Monday**
 - Spelling (approximately 15 minutes)
 - Punctuation, Vocabulary and Grammar (45 minutes)
- **Tuesday**
 - Reading (60 minutes)
- **Wednesday**
 - Mathematics - Paper 1: Arithmetic (30 minutes) and Paper 2: Reasoning (40 minutes)
- **Thursday**
 - Mathematics - Paper 3: Reasoning (40 minutes)

- All tests are externally marked.
- Writing will be 'Teacher Assessed' internally, as in recent years.

Spelling, Punctuation and Grammar

[click to
see all
text](#)

- A Spelling test is administered containing 20 words, lasting approximately 15 minutes.
- A separate test is given on Punctuation, Vocabulary and Grammar
- This test lasts for 45 minutes and requires short answer questions, including some multiple choice.
- Marks for these two tests are added together to give a total for Spelling, Punctuation and Grammar.

[chapter
menu](#)

[next
page](#)

Sample Questions

Grammar, Punctuation and Spelling Paper 1

40

Tick one box in each row to show if the underlined conjunction is a **subordinating conjunction** or a **co-ordinating conjunction**.

Sentence	Subordinating conjunction	Co-ordinating conjunction
I like ice-skating <u>and</u> roller-skating.		
Jamie likes roller-skating, <u>but</u> he has never tried ice-skating.		
Jamie will go ice-skating <u>if</u> I go with him.		

1 mark

chapter
menu

next
page

Sample Questions

Grammar, Punctuation and Spelling Paper 1

44

Underline the **verb form** that is in the **present perfect** in the passage below.

Rachel loves music and has wanted to learn how to play the piano for years. She was hoping for piano lessons, and was delighted when her parents gave her a keyboard for her birthday.

1 mark

chapter
menu

next
page

Reading

[click to
see all
text](#)

- The Reading Test consists of a single test paper with three unrelated reading texts.
- Children are given 60 minutes in total, which includes reading the texts and answering the questions.
- A total of 50 marks are available.
- Questions are designed to assess the comprehension and understanding of a child's reading. Children will need to be able to refer to the text to support opinions and predictions e.g. P.E.E (point, evidence, explanation).
- Some questions are multiple choice or selected response, others require short answers and some require an extended response or explanation.
- Children will need to:
 - have a good understanding of a wide range of vocabulary.
 - be able to distinguish between fact and opinion.
 - explain how a writer has used sentences to create particular effect.
 - skim and scan to aide note -taking.

[chapter
menu](#)

[next
page](#)

Mathematics

- Children sit three tests: Paper 1, Paper 2 and Paper 3.
- Paper 1 is for 'Arithmetic' lasting for 30 minutes, covering calculation methods for all operations, including the use of fractions, percentages and decimals.
- Questions gradually increase in difficulty.
- Papers 2 and 3 cover 'Problem Solving and Reasoning', each lasting for 40 minutes.
- Pupils still require calculation skills but will need to answer questions in context and decide what is required to find a solution.


[chapter
menu](#)

[next
page](#)

Sample Questions

Maths Paper 1: Arithmetic

24 $15.4 - 8.88 =$

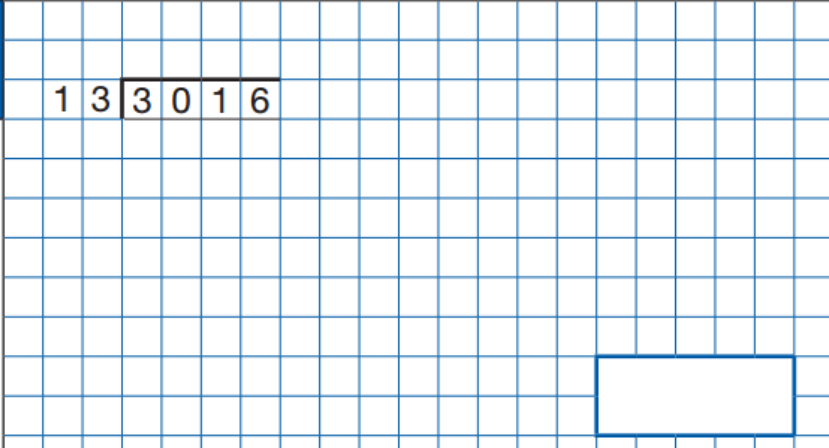


1 mark

25

1 3 | 3 0 1 6

Show your method



2 marks

chapter
menu

next
page

Sample Questions

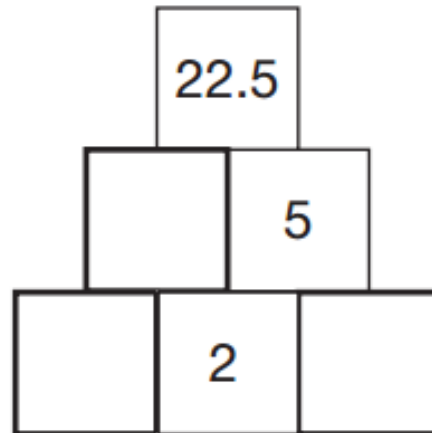
Maths Paper 2 / Paper 3 : Reasoning

14

Here is a number pyramid.

The number in a box is the **product** of the two numbers below it.

Write the missing numbers.



2 marks

chapter
menu

next
page

Sample Questions

Maths Paper 2 / Paper 3 : Reasoning

16

Large pizzas cost £8.50 each.

Small pizzas cost £6.75 each.

Five children together buy one large pizza and three small pizzas.

They share the cost equally.

How much does each child pay?

Show
your
method

£


2 marks

chapter
menu

next
page



Writing

- ▶ Writing is assessed using the Teacher Assessment Frameworks. These are very familiar to your child.
- 

How to Help Your Child

- First and foremost, support and reassure your child that there is nothing to worry about and they should always just try their best. Praise and encourage!
- Ensure your child has the best possible attendance at school.
- Support your child with the weekly completion of the pages set in their revision books.
- Regular arithmetic (e.g. times tables) practice.
- Listen to your child read regularly and ask questions about the text.
- Talk to your child about what they have learnt at school and what book(s) they are reading (the character, the plot, their opinion).
- Make sure your child has a good sleep and healthy breakfast every morning!
- Ensure all social media/communication channels are monitored regularly.



[chapter
menu](#)

[next
page](#)

How to Help Your Child with Writing

- Encourage opportunities for writing such as letters to family or friends, shopping lists, notes or reminders, stories or poems.
- Write together – be a good role model for writing.
- Encourage use of a dictionary to check spelling and a thesaurus to find synonyms and expand vocabulary.
- Allow your child to use a computer for word processing, which will allow for editing and correcting of errors without lots of crossing out.
- Remember that good readers become good writers! Identify good writing features when reading (e.g. vocabulary, sentence structure, punctuation).
- Show your appreciation: praise and encourage, even for small successes!

chapter
menu

next
page

Preparation in school

- Weekly pages set for revision to target key areas that have been covered in school
- Ongoing targeted booster sessions
- Half termly mock SATs
- Analysis of test papers to identify key areas for teaching (both by pupils and staff)
- Maths after school club
- Breakfast club will run during SATs week

[chapter
menu](#)

[next
page](#)

Are there any questions?



Temple Meadow
Primary School

Growing together, learning together